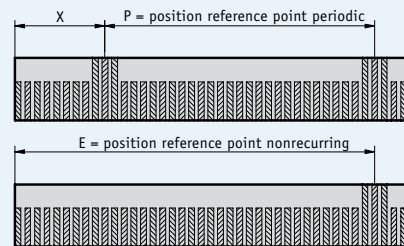
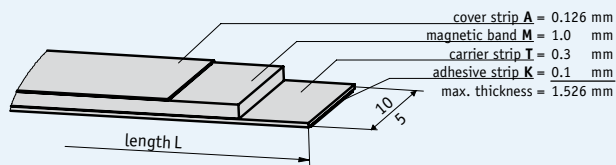


Magnetic Band MB100

Incrementally coded scale, 1 mm pole length

Profile

- Easy adhesive mounting, self-assembly possible
- Reels up to 90 m available
- 1 mm pole length
- System accuracy up to 10 μm



Reference points (all details in mm)

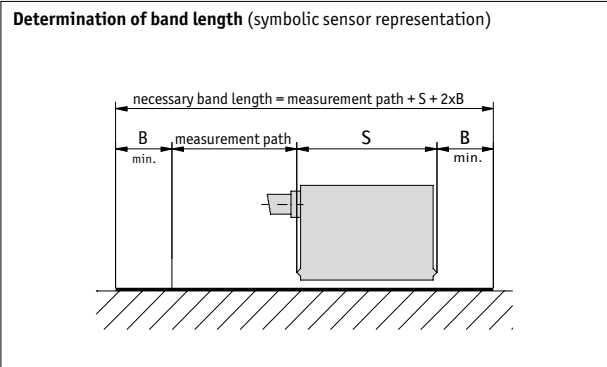
X	0.02
P	0.02, 0.08, 0.14, 0.2, 0.26, 0.32, 0.38, 0.44, 0.5
E	0.02, 0.06, 0.1, 0.14, 0.18, 0.22, 0.26, 0.34, 0.42, 0.5

Mechanical data

Feature	Technical data	Additional information
Pole length	1 mm	
Measuring length	infinite	
Band width	10 mm or 5 mm	
Thickness	1.4 mm	without cover strip
Accuracy class	10 μm or 50 μm	
Temperature coefficient	$(11 \pm 1) \times 10^{-6}/\text{K}$ $(16 \pm 1) \times 10^{-6}/\text{K}$	spring steel stainless steel
Operating temperature	-20 ... +70 °C	
Storage temperature	-40 ... +70 °C	
Humidity	100 % rh	condensation permitted
Mounting type	glued joint	pre-assembled double-sided adhesive strip
Cover strip material	stainless steel	

Order

The necessary band length is calculated as follows:
 Measured path + sensor length "S" + (2 x lead-in and lead-out "B"). Sensor length "S" refer to the drawing of the employed sensor, lead-in and lead-out "B" = 10 mm.



Order table

Feature	Order data	Specifications	Additional information
Width	10	A in mm	
	5	A in mm	
Accuracy class	0.01	B 0.01 mm	available length: max. 4000 mm
	0.05	B 0.05 mm	available length: max. 90000 mm
Length	...	C 0.1 ... 90 m, in steps of 0.1 m	Order information, see "Determination of band length" measurement + sensor length 2 x B
Carrier strip	St	D steel	
	VA	D stainless steel	only with width 10 mm
Adhesive carrier strip	TM	E with	
	TO	E without	
Cover strip	AM	F with	stainless steel
	AO	F without	
Reference point	O	G without	
	E	G one-time	only with width 10 mm
	P	G periodic	only with width 10 mm
Position of reference point E one-time	...	H 0.02, 0.06, 0.1, 0.14, 0.18, 0.22, 0.26, 0.34, 0.42, 0.5 others on request	indicate only if reference point E was selected max. 5.0 m
or Position of reference point P periodic	...	H 0.02, 0.08, 0.14, 0.2, 0.26, 0.32, 0.38, 0.44, 0.5 others on request	indicate only if reference point P was selected

Order code

MB100 - - - - - - - -

A B C D E F G H

Scope of delivery: MB100, User information

Additional information:

Short Description, Technical Details
 Product Overview

Page 14 cont.
 Page 4 cont.